




## EMBROIDER

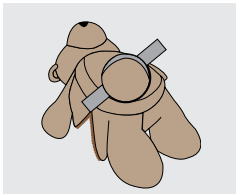


**STEP 1**  
CHOOSE YOUR ZIPPIE ANIMAL FROM  
THE COLLECTION

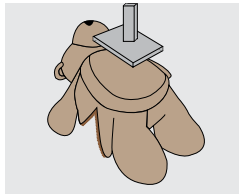


**STEP 2**  
UNZIP AND REMOVE THE STUFFING  
FROM YOUR ZIPPIE


### STEP 3



EMBROIDER ME  
FRAME ME UP



SUBLIMATE OR VINYL PRINT ME  
PLATE ME UP



**STEP 4**  
RETURN THE INNER STUFFING AND  
ZIP ME BACK UP



**STEP 5**  
ENJOY

1. EMBROIDERY works on all Zippies with a professional finish.

2. Frame size 15-18cm will fit most of our Zippies. Square or circular will suit.

3. Use a sheet of backing underneath the animal to stabilise the fur.

4. Use a sheet of aquafil on top of the animal to let your stitches stay proud and not sink into the fur.

5. Make sure your Zippie is positioned straight, a laser needle will help. Alternatively, mark up a piece of a tape with a + to line up and remove before sewing.

## PRINT

1. **SUBLIMATION PRINTING** works on all Zippies with a light coloured tummy.

2. Place protection paper on top of the design to protect the fur. In addition, place a piece of suitable fabric over the animal to avoid the pile flattening.

3. Heat the press to 185°C and press for 60 seconds, if you are using additional fabric to protect the pile, press for 90 seconds as the fabric will absorb the heat.

1. **VINYL PRINTING** works on all Zippies, a vinyl with a thicker adhesive e.g a flock or glitter has the best results.

2. Place protection paper on top of the design to protect the fur. In addition, place a piece of suitable fabric over the animal to avoid the pile flattening.

3. Heat the press to 185°C and press for 15 seconds, if you are using additional fabric to protect the pile, press for 30 seconds as the fabric will absorb the heat.

\*Above are suggested methods of decorating, requirements may vary depending on the model and type of equipment you are using.

\*\*All Zippies and PrintMe's are tested to EN 71 and suitable for all ages as supplied. When personalisation is added, it should be ensured that these remain suitable for all ages due to the variety of decoration materials available, however they will be suitable for over 36 months.